

## Unit 7

# My Body

In this unit, I will ...

- name parts of the body.
- talk about parts of the body.
- talk about actions.

**Look and tick.**

This is



- ☐ a doll.
- ☐ a boy.
- ☐ a girl.

Boy with face painted for a folk dance,  
Kolkata, India



**1 Listen and say.** TR: B34

**2 Listen.** Point and say. TR: B35



**3 Work with a friend.** Point.  
Ask and answer. TR: B36





# My Body

*My body, my body!  
It's fun to move my body!  
My body, my body!  
Can you dance with me?*

*Legs, legs. Move your legs.  
Legs, legs. Move your legs.  
Legs, legs. Move your legs.  
Can you walk with me?*

*Feet, feet. Move your feet.  
Feet, feet. Move your feet.  
Feet, feet. Move your feet.  
Can you jump with me?*

**CHORUS**

*Mouth, mouth. Move your mouth.  
Mouth, mouth. Move your mouth.  
Mouth, mouth. Move your mouth.  
Can you sing with me?*

*Hands, hands. Move your hands.  
Hands, hands. Move your hands.  
Hands, hands. Move your hands.  
Can you clap with me?*

**CHORUS**

*My body, my body!  
I love to move my body!  
My body, my body!  
Can you dance with me?*

5 **Sing again.**  
Hold up pictures.



**GRAMMAR** TR: B38

**My** hair is brown.

**My** eyes are brown.

**Your** hair is brown.

**Your** eyes are brown.

**6 Look and listen.** Write the number in the box. TR: B39



**GRAMMAR** TR: B40

**His** hair is brown.

**His** eyes are brown.

**Her** hair is brown.

**Her** eyes are brown.

**7 Look and listen.** Draw a line. TR: B41



1. Her ears are small.

2. His feet are big.

**8 Listen and say.** TR: B42



**9 Work with a friend.** Point and say.

**10 Work with a friend.** Say and stick. TR: B43

Number 1. Her hair is long.



Yes, it is. My turn.



1

2

3

4

5

**GRAMMAR** TR: B44


I **can** walk.

She **can** jump.

**Can** you run?

Yes, I **can**. I've got strong legs!

**11 Play a game.** Cut out the pictures on page 171. Glue. Listen and play. TR: B45



**12 Look at the pictures.** Write *yes* or *no*.

1. Can the boy run? \_\_\_\_\_

2. Can the baby jump? \_\_\_\_\_

3. Can the mother cook? \_\_\_\_\_



13 Listen and read. TR: B46

# Sculptures Are Fun

Some artists draw and paint. Some artists make sculptures. They make people and animals. Look at the man with a hat. His arms and legs are big. His horse's head is small. Look at the balloon dog. Its legs are big. Its ears are long. Artists can make lots of fun things!



Fernando Botero's  
*Man on Horse*



Jeff Koons's  
*Balloon Dog*

14 Listen and read. Circle. TR: B47

1. There are **two** / **three** sculptures.
2. Some arms and legs are **big** / **old**.
3. We can see a dog with **long** / **short** ears.

15 Read and tick ✓.

Man	legs	arms
big	✓	
small		


Dog	legs	ears
big		
long		

16 Look. Circle and write.

1. My robot **hasn't got** / **has got** hair.  
It **hasn't got** / **has got** 1 head.  
It **hasn't got** / **has got** \_\_\_\_\_ eyes.



2. My robot **hasn't got** / **has got** ears.  
It **hasn't got** / **has got** \_\_\_\_\_ big hands.  
It **hasn't got** / **has got** \_\_\_\_\_ short legs.



3. My robot **hasn't got** / **has got** \_\_\_\_\_ eyes.  
It **hasn't got** / **has got** \_\_\_\_\_ long arms.  
It **hasn't got** / **has got** \_\_\_\_\_ leg.



17 Work with a friend. Choose a robot. Talk about your robots. Are your robots the same or different?

I'm Antoni. I've got two eyes, one nose and one mouth. I've got two arms and two legs. I like spiders. My spider costume has got eight eyes and eight legs. I'm a cool spider!



**18 Draw a costume and write.**

I'm \_\_\_\_\_. I've got \_\_\_\_\_.

I've got \_\_\_\_\_.

My \_\_\_\_\_ costume has got \_\_\_\_\_.

\_\_\_\_\_.

**19 Work in a group.** Talk about your picture.

 NATIONAL GEOGRAPHIC

# Our World

**Be clean.**

**20 Look and read.**



Wash your hands.  
Wash your body.  
Brush your teeth.

**21 Read and copy.**

I wash my body. I am clean.

---



---



**22 Make a robot.** Work with a friend.



Cut out the body.



Cut out a card.



Write the numbers.



Cut out or draw parts.  
Glue them.

Look! Our robot has  
got two heads!



**Now I can ...**

- ☐ name parts of the body.
- ☐ talk about parts of the body.
- ☐ talk about actions.